



The Electronic Learning Folder (ELF)

Evaluation of a novel clinical resource and learning tool for Registrars

Dr Belinda Guest (RLO) & Dr Parker Magin (ME)

Outline

- Challenges to Registrars
- Goals of Project
- What is the ELF
- Evaluation Data
- Summary

Challenges for Registrars

- Plethora of Resources:
 - Electronic and Paper
- Which resource to use:
 - High Quality and Relevant
- Having ready access:
 - Between rooms and terms
- Disjointed Learning Process:
 - Multiple sources and over time

Goals – 1

Provide Registrars with High Quality Clinical Resources:

- Clinical Guidelines
- Patient Factsheets
- Registrar's Own Summaries
- Workshop Material

Goals – 2

Integrate All Stages of Learning:

- Record Clinical Questions
- Assist in Learning Plan Formation
- Enable recording of learnt material
- Be adaptable to learners needs

Goals – 3

Provide an accessible resource for now and the future:

- Portable
- Access from all computers
- Quick to access
- Low level computer skills needed
- Allow modification over time


The Answer – The ELF

ELF = Electronic Learning Folder:

- 1GB USB Memory Stick
- Low cost
- Provided to all Term 1 Registrars
- Pilot, continued for 2 years



Master ELF 08



File

Edit

View

Favorites

Tool



Back



Learning
Folder



Personal



Resources



VTC Folder



How to Use
Your ELF.doc



Adobe Reader
8



Application
Data



Thumbs.db



Arcade



B's 30th
Compilation



Uptodate
Subscripti...



CyberLink
PowerProd...



B's ELF Backup



WHO4.bmp



HP Document
Viewer



gp learning



Windows
Media Player



HP Photosmart
Premier



New Folder



WM_Belinda
My Documents



GPET, The Electronic L...



General Practice Trai...



Master E





Master ELF 08



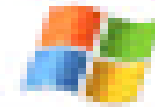
File

Edit

View

Favorites

Tool



Back




Learning
Folder



Personal



Resources



VTC Folder



How to Use
Your ELF.doc

Learning Folder



File Edit View Favorites Tools Help >>



Back



Search



Preparing Your Learning Plan.doc



My Log of Learning Questions.doc



Learning Plan 2 Blank.doc



Learning Plan 1 Blank.doc



Example Learning Plan 2.doc



Example Learning Plan 1.doc



Interesting Cases



Master ELF 08



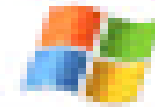
File

Edit

View

Favorites

Tool




Back



Learning
Folder



Personal



Resources



VTC Folder



How to Use
Your ELF.doc

Resources



File Edit View Favorites Tools Help



Search



Folders



Aboriginal Health



Aged Care



Cardiovascular



Dermatology



Diabetes & Endocrine



Gastroenterology



Mental Health



Musculoskeletal



Paediatrics



Prevention



Renal



Respiratory



Women's Health



How to Use Your Resources Folder.doc

Microsoft Word Document

Women's Health



File Edit View Favorites Tools Help



Back



Search



Folders



FPA Handouts



Antenatal
Visits SU...



Assessment of
Symptoms o...



Familial Breast
& Ovarian ...



FPA
Contracepti...



HIV
Counsellin...



HRT Exploring
the Option...



Implanon
RACGP Ch...



Incontinence
Guide - Wo...



Investigation
of a New B...



Menopause
and Women's
Health
Resources.doc



Prenatal
Diagnosis ...



Prenatal
Testing H...



Prescribing the
Pill SURVIVA...



Tresillian
Referr...



Bleeding in
early pregn...

Evaluation

- Questionnaire administered at the end of Term 1
- Demographic information
- Level of comfort with computer resources
- Frequency of use
- Usefulness of components
- Suggestions & Comments

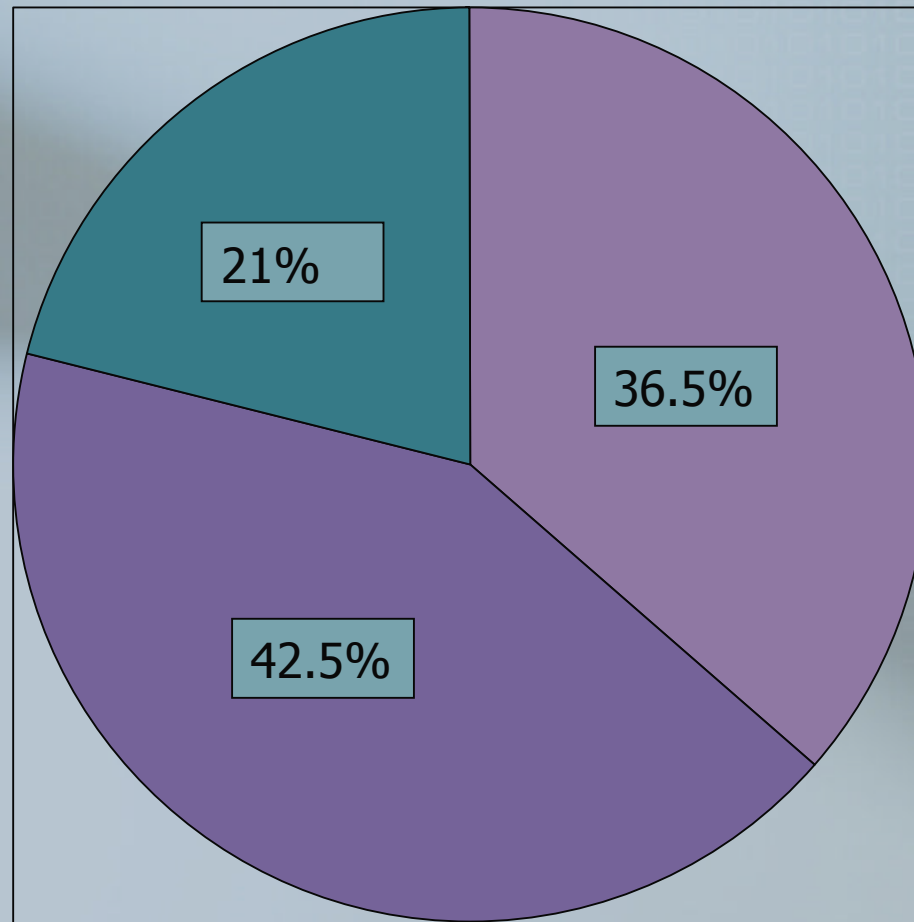
Demographics

34 Registrars Completed Questionnaire *

Male	11 (33%)	Female	22 (66.7%)
Part Time	9 (27.3%)	Full Time	24 (72.7%)
Australian Graduate	21 (87.7%)	Overseas Graduate	10 (32.3%)

* Missing data in some questions

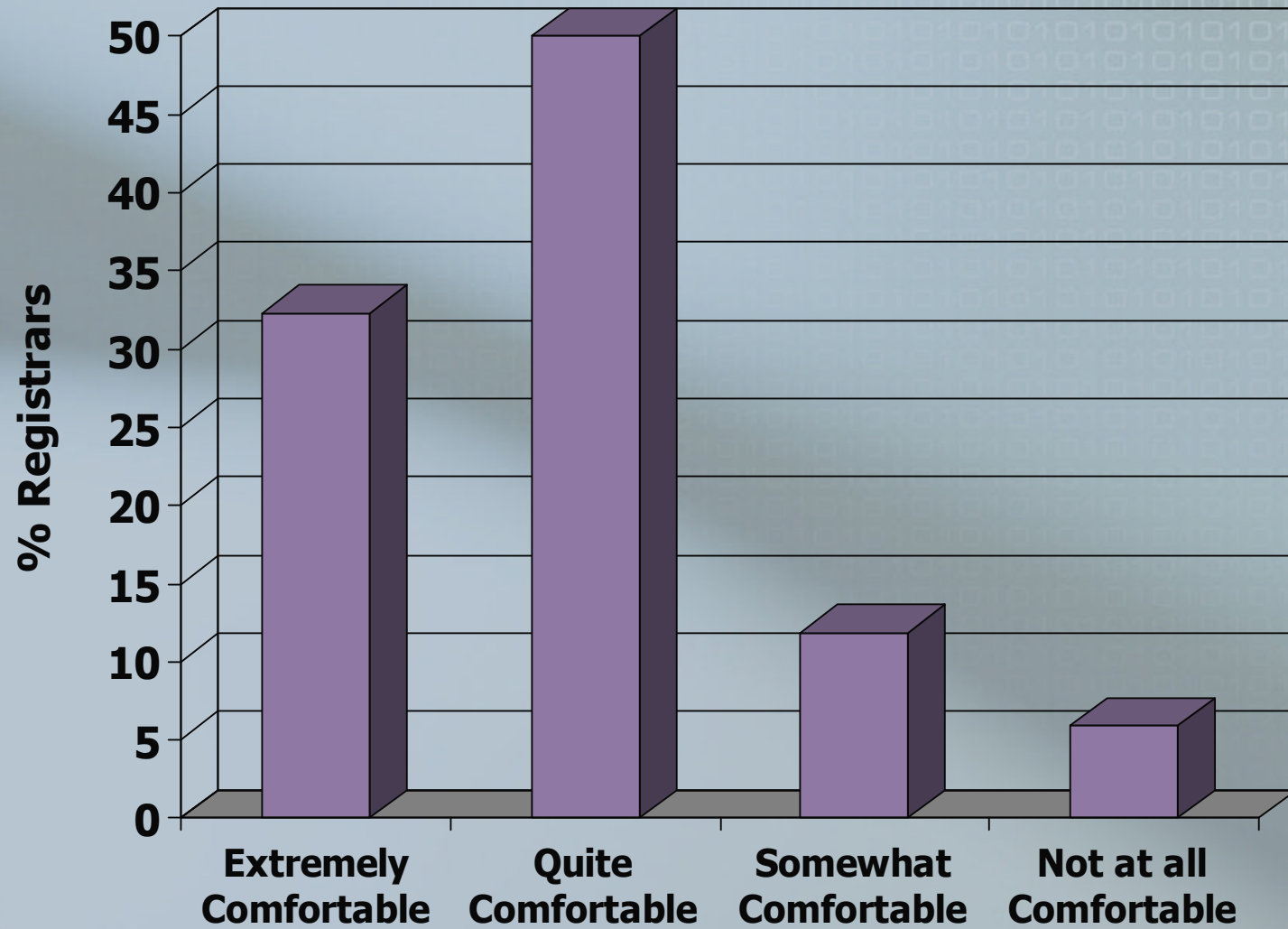
Age of Registrars



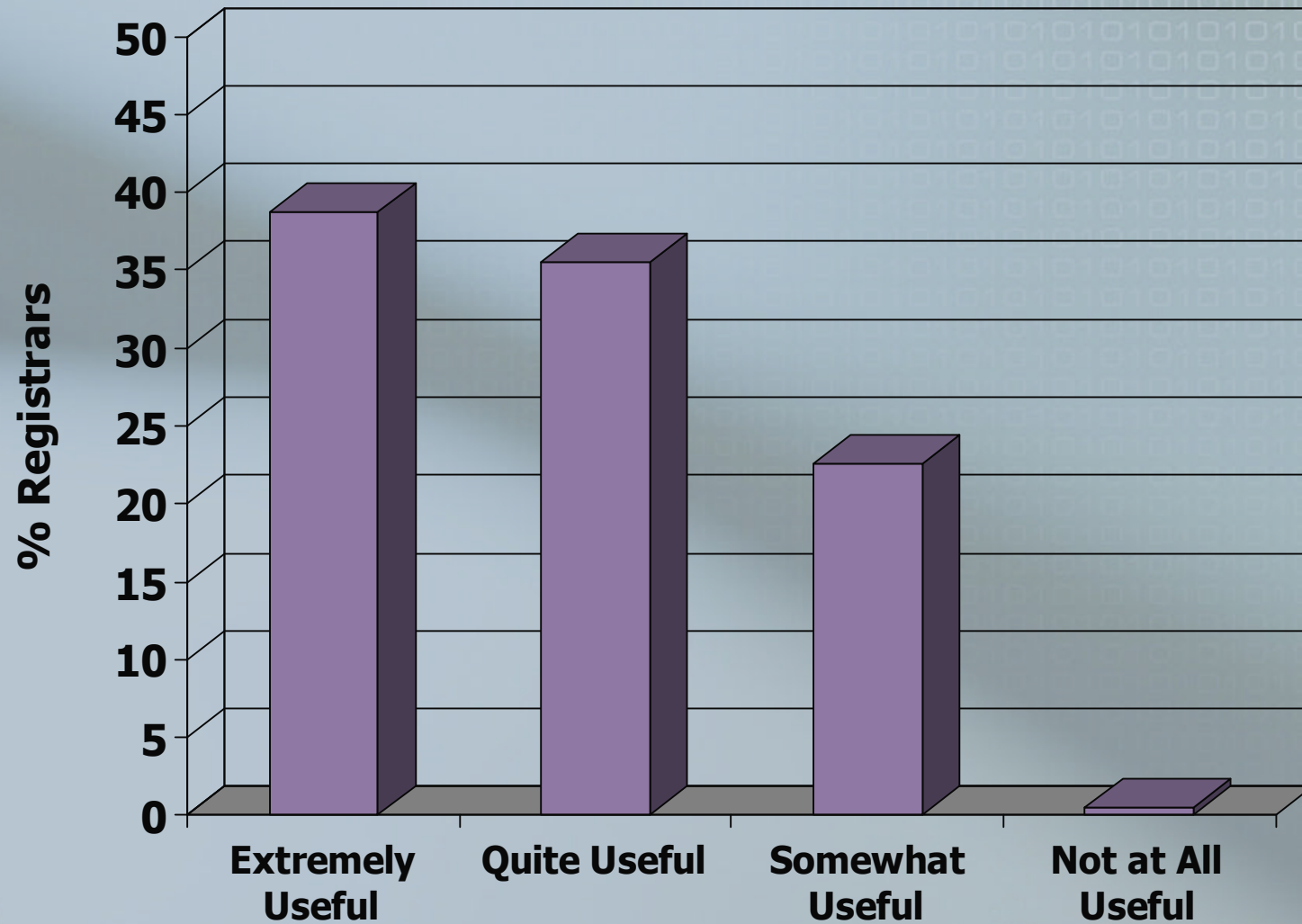
- 21-30 Years
- 31-40 Years
- >40 Years



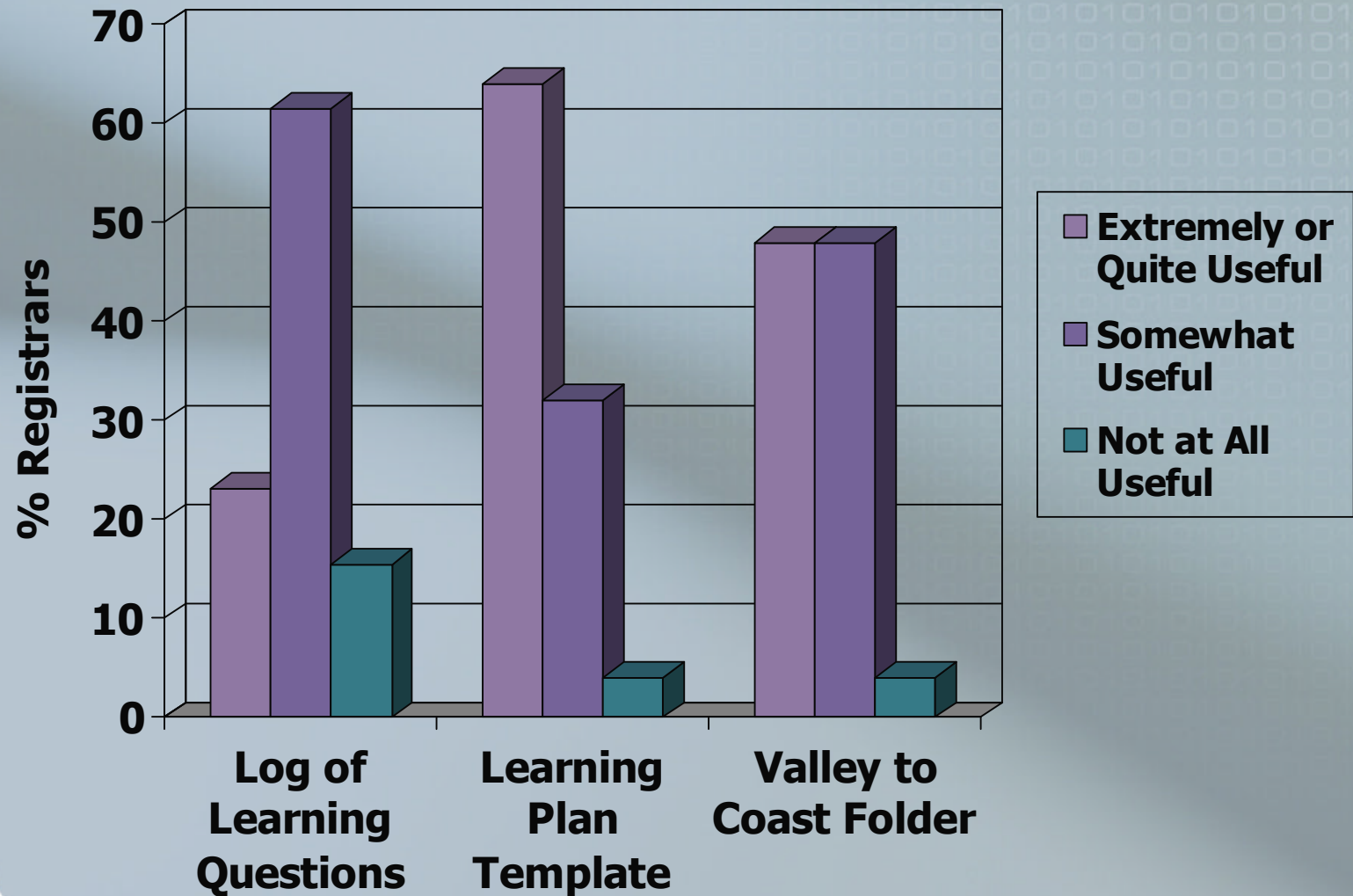
Level of Comfort



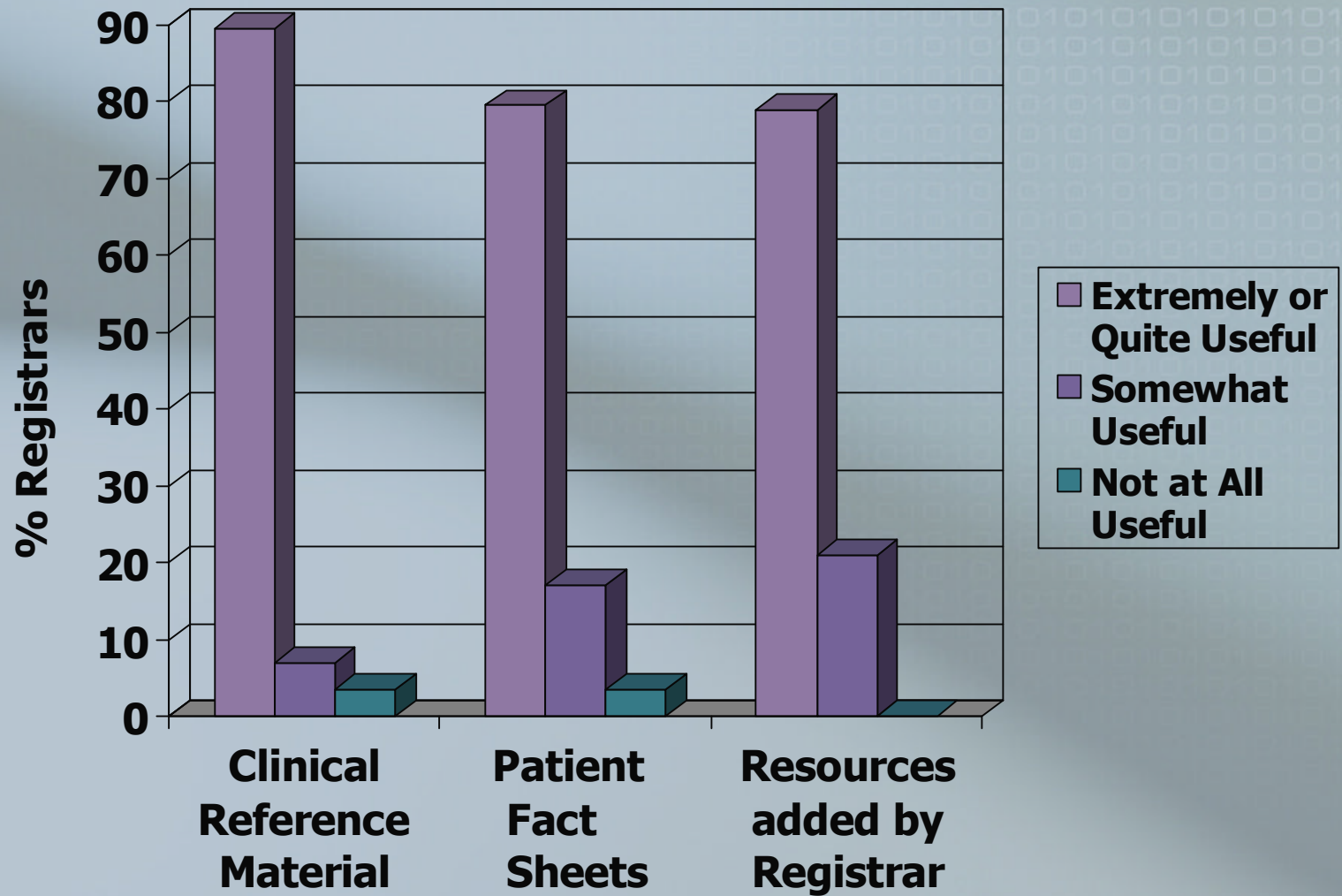
Usefulness of ELF Overall



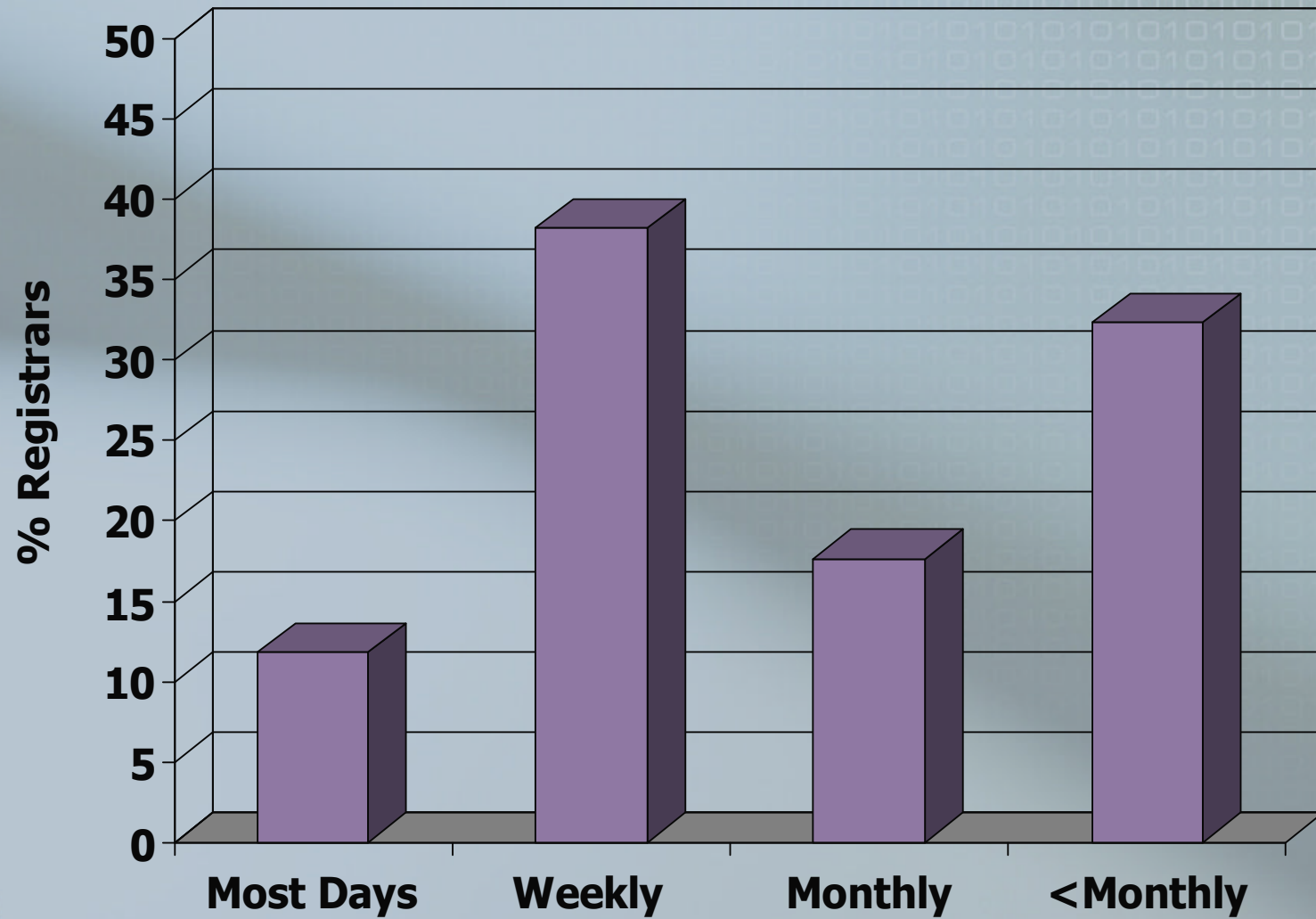
Usefulness – Learning Folder



Usefulness - Clinical Resources



Frequency of Use of the ELF



Qualitative Comments

- *I love it and rely on it*
- *Excellent Resource*
- *I have used it every day from Day 1*
- *It's been a great resource*
- *Good resources for starting as a GP*

Limitations

Of evaluation:

- Small numbers
- Unable to analyse predictors of usefulness

Of the ELF as a Resource:


- Computer issues (eg not accessible)
- Technical problems (corrupted files)
- Needs to be updated

Summary

The ELF is a resource that Registrars:

- Find Acceptable
- Think is Useful
- Do Use Regularly

May be easily utilised by other RTPs



Questions???

Belinda.Guest@gptvtc.com.au